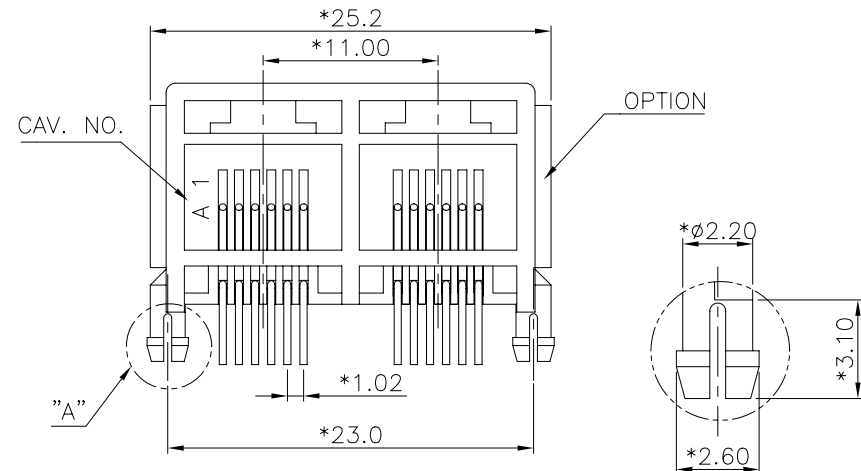
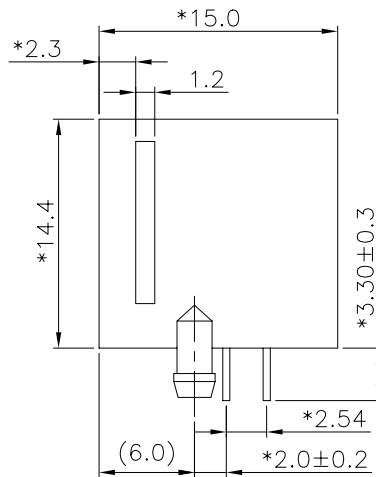
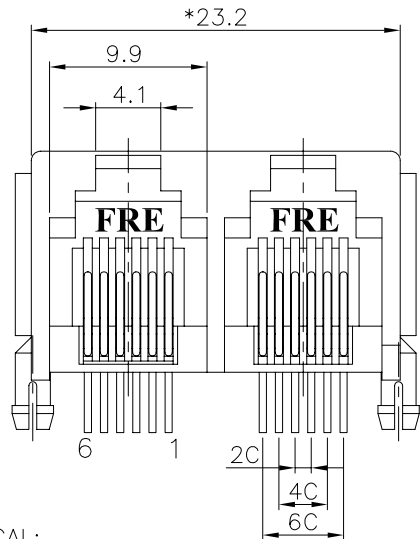


| REVISION RECORD | | | | |
|-----------------|-----|--------------------|------------------|------|
| REV | ECO | DESCRIPTION | DRFT | CHKD |
| ▲ | | MODIFY PART NUMBER | YAN 11/04/05 | |
| ▲ | | MODIFY PART NUMBER | HERO 12/28/05 | |



DETAIL "A"

NOTES:

ELECTRICAL:

- VOLTAGE RATING : 125 VAC RMS.
- CURRENT RATING : 1.5 AMP.
- CONTACT RESISTANCE : 30 MILLIOHMS MAX.
- INSULATION RESISTANCE: 1000 MEGOHMS MIN @ 500 VDC.
- DIELECTRIC STRENGTH : 1000 VAC RMS 60Hz, 1MIN.

MECHANICAL:

- HOUSING MATERIAL : NYLON+30%.G.F (FR52) UL94V-0
- CONTACT MATERIAL : PHOSPHOR BRONZE ϕ 0.46mm.
- PLATING : GOLD PLATING OVER NICKEL.
- OPERATING LIFE : 750 CYCLES MIN.
- PCB RETENTION PRE-SOLDER : 1 LB MIN.
- PCB RETENTION POST-SOLDER: 10 LBS MIN.

ENVIRONMENTAL:

- STORAGE : -40°C TO +85°C.
- OPERATION: 0°C TO 70°C.
- WAVE SOLDERING TEMPERATURE: 255~265° (5~10 SECONDS)

MATES WITH MODULAR PLUG CONFORMING TO
FCC PART 68, SUBPART F.

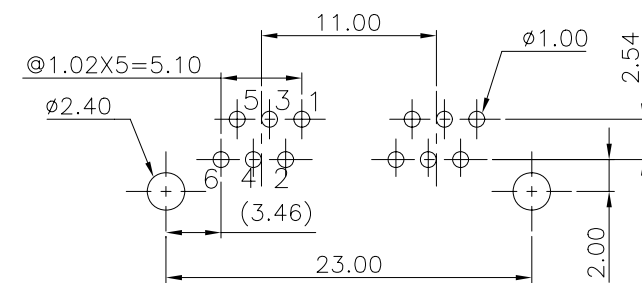
CUL FILE NO. E163191

PART NUMBER: E556X-80AXXX-L

2- 2C
4- 4C
6- 6C

1-3u", 2-6u", 3-15u"
4-30u", 5-50u"

- U1-W/ PANEL STOP W/ "FRE" LOGO BK ▲
- U2-W/O PANEL STOP W/ "FRE" LOGO BK
- UL-W/ PANEL STOP W/O "FRE" LOGO BK
- UJ-W/ PANEL STOP W/ "FRE" LOGO GY ▲



PC Board Layout Component Side Shown

| | | | | | |
|-----------------------------------|--|-----------------------------|----------------|---|--|
| <p>← MM (INCH) →</p> | | DFTO YAN | DATE 07/07/05' | <p>FULL RISE ELECTRONIC CO., LTD</p> | |
| <p>TOLERANCES EXCEPT AS NOTED</p> | | CHKD | DATE | | |
| <p>MM</p> | | APPVL OSCAR | DATE 01/04/05 | <p>TITLE</p> <p>L/P DUAL PORTS 6P</p> | |
| <p>ANGLES ±</p> | | <p>QT'Y :</p> | | | |
| <p>THIRD ANGLE PROJECTION</p> | | <p>FINISH :</p> | | <p>DRAWING NO. GE553016-LA</p> | |
| | | <p>SCALE : 1:1</p> | | <p>SIZE A3</p> | |
| | | <p>DO NOT SCALE DRAWING</p> | | <p>SHEET X OF Y</p> | |